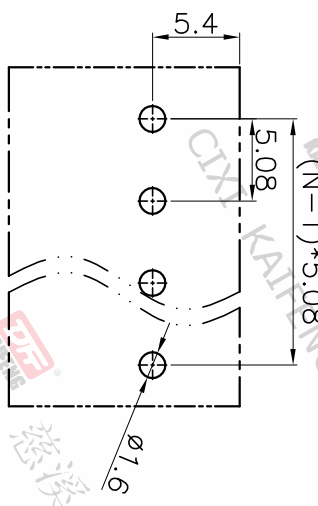
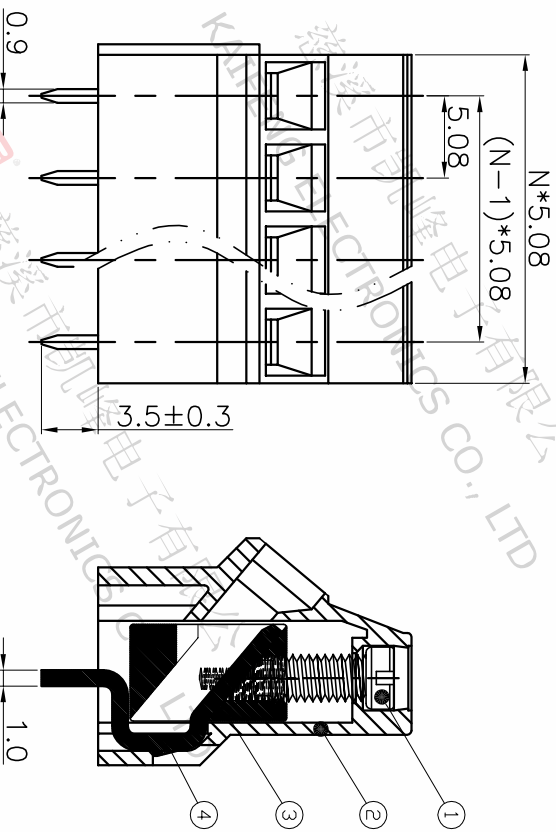
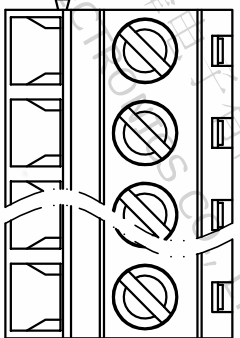


REV.	DESCRIPTION	DATE	DRAFTER	APPROVER
A1	DWG.REL	2020.05.18	DENG	JIN



P.C.B.LAYOUT

Pitch range	Nominal dimension range	PROJECTION	UNIT
>0	>30	0.1/10	mm
~6	~60	0.1/10	mm
~10	~100	0.1/10	mm
~24	~150	0.1/10	mm
±0.15	±0.30	±2°	mm

DRAWING TYPE	CUSTOMER DRAWING	SCALE	SHEET	1 OF 1
SCALE	1:1	SHEET	1	OF 1

DRAWING NO.	W15000352
-------------	-----------

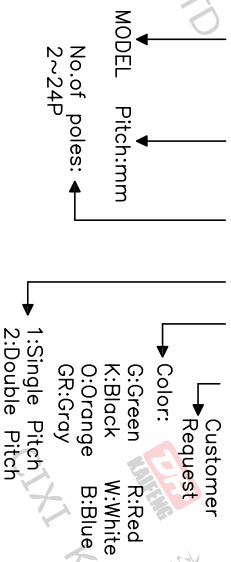
- Material
①Screws : M3.0 steel, Zinc plated,
② slot type
③Housing : PA66, UL94V-0
④Clamp : Copper alloy, Ni plated
⑤Pin header : Copper alloy, Tin plated

- Electrical
UL IEC
Rated voltage : 300V 250V
Rated current : 15A 24A
Contact resistance : 20mΩ(Max)
Insulation resistance: 500MΩ/DC500V
Withstanding Voltage : AC2000V/1min
Wire range: 24-14AWG 2.5mm²

- Mechanical
Operating temperature: -40°C~+105°C
Soldering temperature: 250°C±5/5sec
Torque: 0.5N.m (4.43Lb.in)
Strip length: 6-7mm

• RoHS compliance

HOW TO ORDER
KF104-5.08-XXP-1 X-XXXXX



PROJECTION	TITLE
UNIT	KF104-5.08-XXP-1X
SHEET SIZE	A4
SERIES	KF104

DF 慈溪市凯峰电子有限公司
CIXI KAIFENG ELECTRONICS CO.,LTD

