

REV.	DESCRIPTION	DATE	DRAFTER	APPROVER
A1	DWG.REL	2020.6.10	ZHANG	JIN

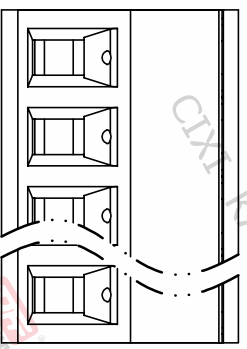
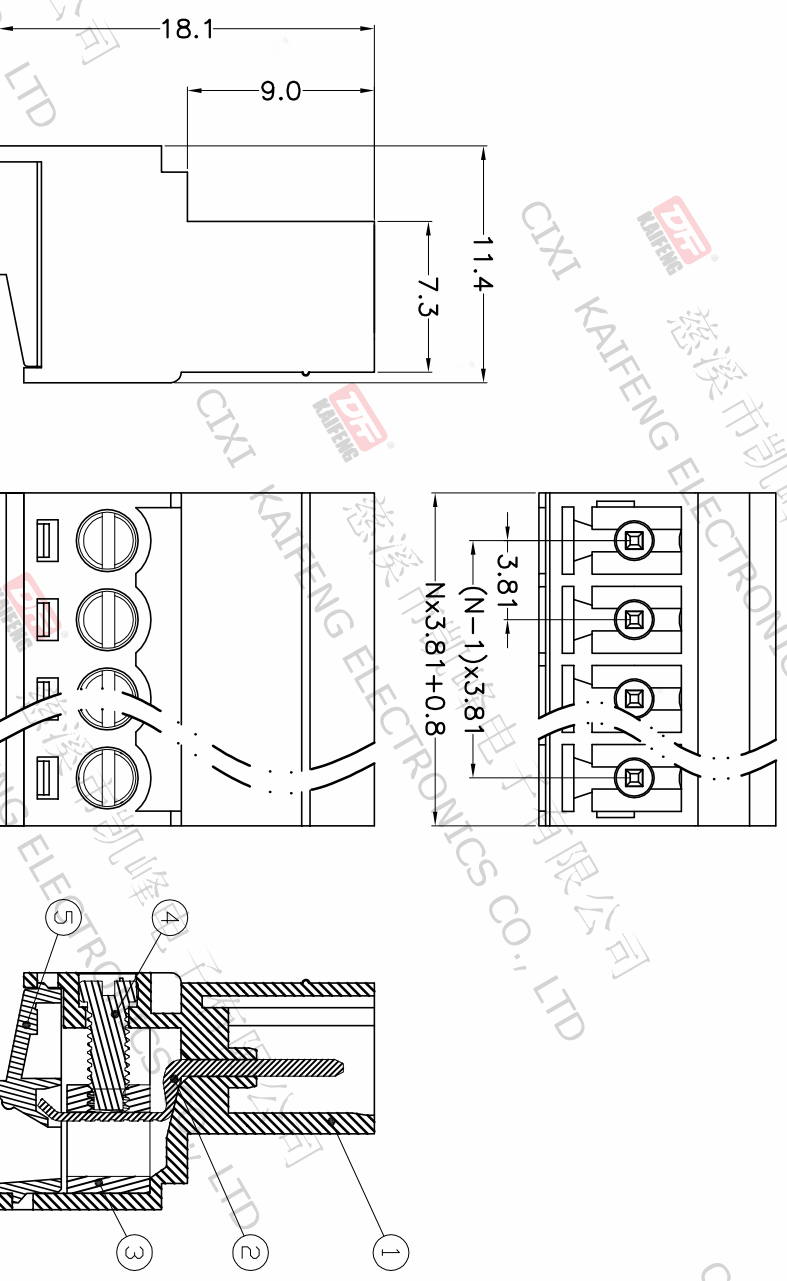
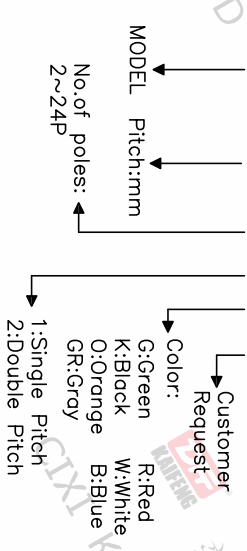
- Material
  - ①Housing : PA66, UL94V-0
  - ②Pin header : Copper alloy, Ni plated
  - ③Clamp : Copper alloy, Ni plated
  - ④Screw : M2.0 steel, Zinc plated
  - ⑤Cover : PA66, UL94V-0

- Electrical
  - UL IEC
  - Rated voltage : 300V 250V
  - Rated current : 8A 7A
  - Contact resistance : 20mΩ(Max)
  - Insulation resistance: 500MΩ/DC500V
  - Withstanding Voltage : AC1500V/1min
  - Wire range: 24-16AWG, 0.5-1.38mm<sup>2</sup>

- Mechanical
  - Operating temperature: -40℃~+105℃
  - Soldering temperature: 250℃±5/5sec
  - Torque: 0.2N·m (1.77Lb.in)
  - Strip length: 6-7mm

• RoHS compliance

HOW TO ORDER  
KF12EKR-3.81-XXP-1 X-XXXX



Pitch range	Nominal dimension range	PROJECTION
>0	>0	0.1/10
~6	~30	□
~10	~60	□
~24	~100	□
~30	~150	□
±0.15	±0.30	±2°
±0.20	±0.30	±2°
±0.30	±0.50	±2°
±0.70	±1.00	±2°
±1.30	±1.30	±2°

**DF** 慈溪市凯峰电子有限公司  
CIXI KAIFENG ELECTRONICS CO.,LTD

DRAWING NO. W10001362

SCALE 1:1 SHEET 1 OF 1

DRAWING TYPE CUSTOMER DRAWING

TITLE KF12EKR-3.81-XXP-1X

SHEET SIZE A4 SERIES KF12EKR