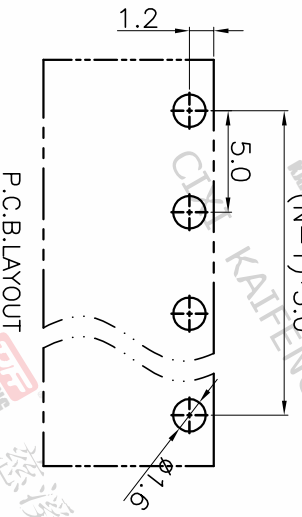
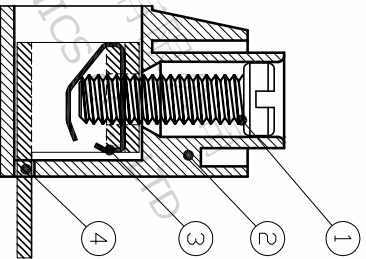
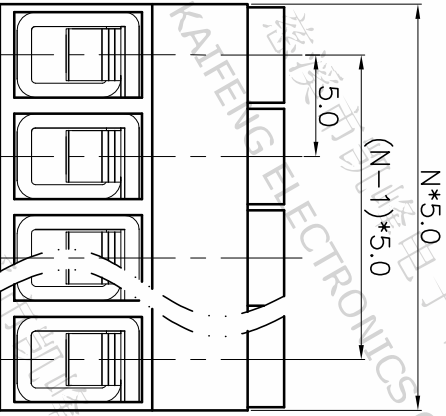
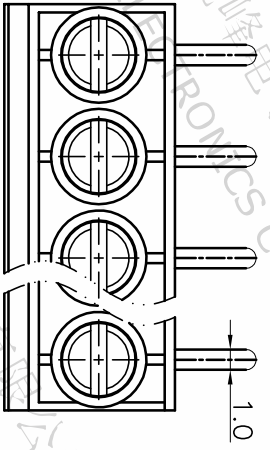


REV.	DESCRIPTION	DATE	DRAFTER	APPROVER
A1	DWG.REL	2020.05.17	DENG	JIN



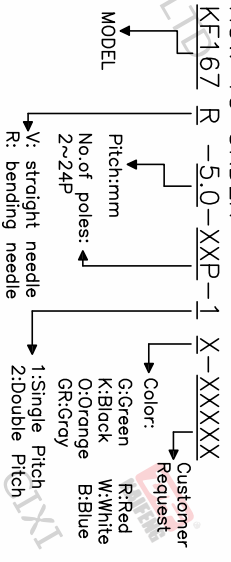
- Material
 ØScrews : M2.5 steel, Zinc plated,
 "—" slot type
 ØHousing : PA66, UL94V-0
 ØReed : Copper alloy, Ni plated
 or stainless steel
 ØPin header : Copper alloy, Tin plated

- Electrical
 UL IEC
 Rated voltage : 300V 250V
 Rated current : 15A 22A
 Contact resistance : 20mΩ(Max)
 Insulation resistance: 500MΩ/DC500V
 Withstanding Voltage : AC2000V/1min
 Wire range: 22-14AWG 0.5-2.5mm²

- Mechanical
 Operating temperature: -40°C ~ +105°C
 Soldering temperature: 250°C ± 5/5sec
 Torque: 0.4N.m (3.54Lb.in)
 Strip length: 6-7mm

• RoHS compliance

HOW TO ORDER



Pitch range	Nominal dimension range	0.1/10
>0	>0	0.1/10
~6	>30	0.1/10
~10	>60	0.1/10
~24	>100	0.1/10
~30	>150	0.1/10
±0.15	±0.20	±2
±0.30	±0.50	±2
±0.70	±1.00	±2
±1.30	±1.50	±2

DRAWING TYPE	CUSTOMER DRAWING
SCALE	1:1
SHEET	1 OF 1
DRAWING NO.	W15000072

PROJECTION	UNIT	TITLE
1:1	mm	KF167R-5.0-XXP-1X
SHEET SIZE	A4	SERIES KF167

DF 慈溪市凯峰电子有限公司
 CIXI KAIFENG ELECTRONICS CO.,LTD