


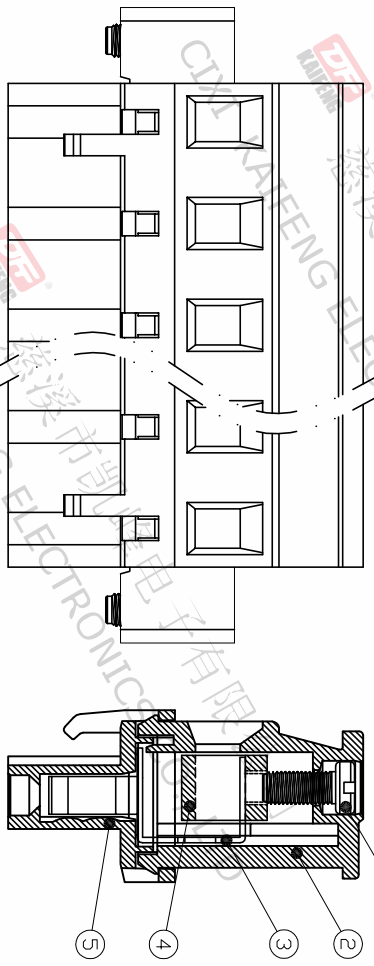
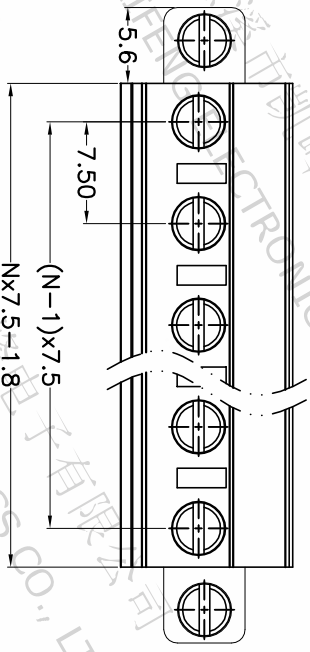
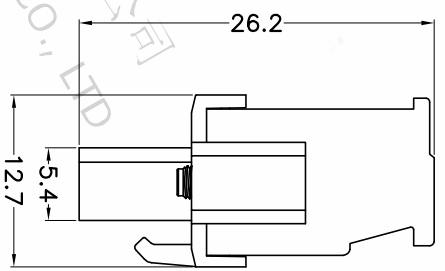
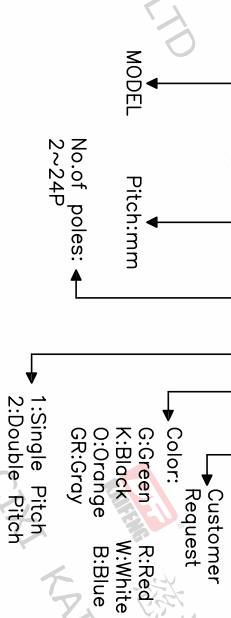
REV	DESCRIPTION	DATE	DRAFTER	APPROVER
A1	DWG.REL	2020.5.23	ZHANG	JIN

- Material
  - ①Screw : M2.5 steel, Zinc plated, \*-- slot type
  - ②Housing : PA66, UL94V-0
  - ③Contact : Copper alloy/Tin plated
  - ④Clamp : Copper alloy, Ni plated
  - ⑤Cover : PA66, UL94V-0
- Electrical
 

UL	IEC
Rated voltage : 300V	400V
Rated current : 15A	18A
Contact resistance : 20mΩ(Max)	
Insulation resistance : 500MΩ/DC500V	
Withstanding Voltage : AC2500V/1min	
Wire range : 28-12AWG 2.5mm <sup>2</sup>	

- Mechanical
  - Operating temperature: -40℃~+105℃
  - Soldering temperature: 250℃±5/5sec
  - Torque: 0.4N.m (3.54Lb.in)
  - Strip length: 7-8mm
- RoHS compliance

HOW TO ORDER  
 KF2EDGKAM-7.5-XXP-1 X-XXXX



Pitch range	Nominal dimension range	PROJECTION	UNIT
>0	>0	0.1/10	mm
~6	>30	0.1/10	mm
~10	~60	0.1/10	mm
~24	>100	0.1/10	mm
~30	>150	0.1/10	mm
±0.15	±0.30	±2°	
±0.20	±0.30		
±0.30	±0.50		
±0.70	±1.00		
±1.30	±1.30		

**DFE** 慈溪市凯峰电子有限公司  
 CIXI KAIFENG ELECTRONICS CO.,LTD

DRAWING TYPE: CUSTOMER DRAWING  
 SCALE: 1:1 SHEET: 1 OF 1  
 DRAWING NO.: W10000372

TITLE: KF2EDGKAM-7.5-XXP-1X  
 SERIES: KF2EDGKAM  
 SHEET SIZE: A4